
















# Old Spanish Trail Mini Storage

## ***Helpful Hints***

-  Plan for your move by using our space estimator.
-  By planning before you pack and using the right size box, you can ensure that your belongings will be unpacked in the same condition as they went in.
-  Clearly mark your boxes on the side and the top so the one you're searching for can be easily identified. Keep a list in a safe place for easy reference.
-  Stack heavier boxes on the bottom and use uniform size boxes for easier stacking
-  Ensure that your refrigerator or freezer is clean and dry. Leave the door ajar and take advantage of the interior for additional storage.
-  Store small items inside furniture with drawers.
-  Break down tables with legs and stand sofas and love seats on end to save space. Wrap and stack cushions on top.
-  Make a list of packing supplies you'll need to use your time more efficiently.
-  Stack books and heavy objects in smaller boxes.
-  Have all blankets, draperies and clothing cleaned prior to packing.
-  Carefully wrap framed pictures, large paintings and mirrors in bubble wrap for extra protection.
-  Mattress and furniture covers will keep them clean during the move and will ensure they are dust free when you need them.
-  Never pack combustibles, flammables, corrosive liquids or food in boxed or bagged containers. Storing of these items is prohibited.
-  Place seldom used items in back of unit and most frequently used items in front for easy access.
-  Pack audio-video equipment in original boxes and label cords.

Our professional staff will be happy to answer any of your storage questions.  
Never used storage? Don't worry, we are here to help make your moving experience stress free.  
Call us today at 985-641-5060